

# Inverclyde Performance Summary Report

Reporting Period: 01/04/21 - 31/01/22



**Total Crime**



**-15%**



**4,838 Crimes**

Incidents Recorded

**-12.9%**



15,581

Common Assault

**-8.7%**



519

Overall Dishonesty

**-10.5%**



980

Domestic Abuse Incidents

**-9.8%**



680

Overall Violent Crime

**-9.3%**



598

Sexual Crime

**-18.4%**



105

Road Traffic Casualties

**-5%\***



38 \*against PYTD

Disorder Complaints

**-25.1%\***



2,739\*against PYTD

Missing People

**+81.4%\***



78 \*against PYTD

Counter Terrorism



The threat level from INTERNATIONAL TERRORISM has been changed from Severe to Substantial —an attack has been deemed as likely to occur.

Housebreaking

**-41.3%**







92

\*All data provided is for the period 1 April 2021 - 31 January 2022 unless otherwise stated. All statistics are provisional and should be treated as management information. All data have been extracted from Police Scotland internal systems and are correct as of 14/02/2022

## INVERCLYDE POLICING PRIORITIES 2018-2022

- 1 Drug dealing and drug misuse
- 2 Violence and antisocial behaviour
- 3 Dishonesty
- 4 Road Safety

PRIORITY AREA	EXECUTIVE SUMMARY
<p><b>Drug supply and misuse</b></p> 	<p>Drug dealing and misuse continues to be a priority area for our attention in Inverclyde as communities tell us they are concerned about the harm caused. Although our detections for drug supply are lower than last year we have been proactive in addressing this issue. We continue to gather intelligence for further enforcement action in Inverclyde, however we manage this from a Divisional perspective as criminals do not recognise Local Authority boundaries. 26 drug supply detections in Inverclyde however, an additional 11 drug supply charges have been reported in the current year, with forensic analysis results of seized drugs currently awaited, potentially bringing the current year's total to 37.</p>
<p><b>Violence &amp; ASB</b></p> 	<p>The level of overall violent crime is down by 9.3% on the previous five year average. Meanwhile, common assaults have fallen by 8.7% compared to the previous five year average, to a total of 519. 108 of these assaults were perpetrated against emergency workers, a decrease of 10.6% on the previous five year average. Disorder incidents are down by 25.1% on the previous year, to a total of 2,739 incidents.</p>
<p><b>Dishonesty</b></p> 	<p>With the exception of crimes of theft by shoplifting and fraud, all crimes of dishonesty have fallen on previous five year average figures. This includes a decrease in crimes of housebreaking (-41.3%) and motor vehicle crimes (-50%). Meanwhile, recorded fraud has increased by 56.5% compared to five year average figures. Cyber-fraud continues to be a threat to Inverclyde communities, with a range of methods used by suspects to defraud their victims online. This includes phishing and vishing attacks and internet order fraud. An increase of 18.5% has been recorded in relation to shoplifting.</p>
<p><b>Road Safety</b></p> 	<p>The number of casualties on Inverclyde roads has fallen from 40 to 38. There has been one fatality in the current year. Proactive policing of Inverclyde's roads has led to an increase in reported drink and drug driving offences (+18.9% on previous year and +47.1% on previous 5 year average)</p>

## POLICE SCOTLAND'S POLICING PRIORITIES 2021-2022

1. Protecting vulnerable people
2. Working with communities
3. Tackling crime in the digital age
4. Support for operational policing

# Inverclyde

## Performance Summary Report

### Reporting Period: 1 Apr 2021 to 31 January 2022



SECTION	PAGE NUMBER
Introduction	2
Executive Summary	3
Demand Analysis	4
Online and Cybercrime	5
Acquisitive Crime	5
Counter Terrorism & Domestic Extremism	5
Antisocial Behaviour, Violence & Disorder	6
Serious Organised Crime	7
Protecting People at Risk of Harm	7
Road Safety & Road Crime	8
Public Confidence - Complaints & Allegations	9

### Introduction

I am pleased to present this report to the Police Fire and Rescue Committee for its information and consideration.

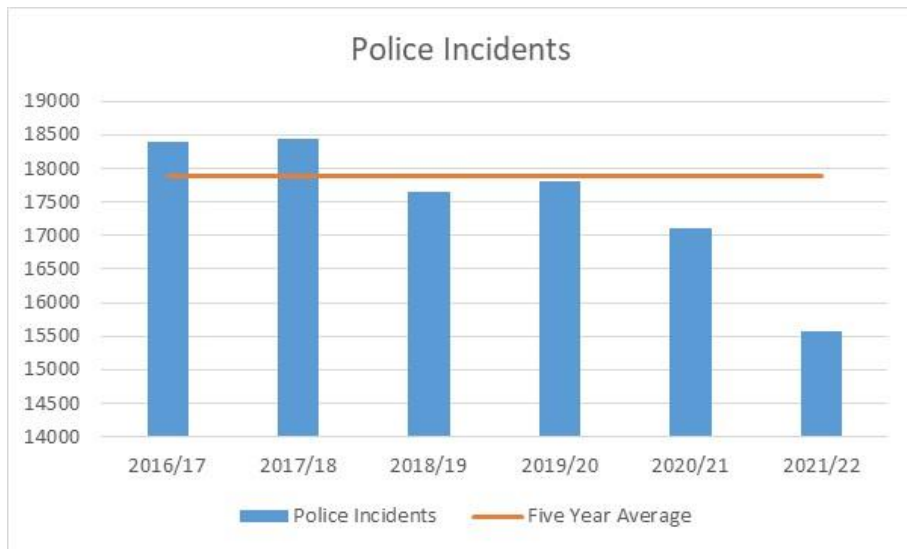
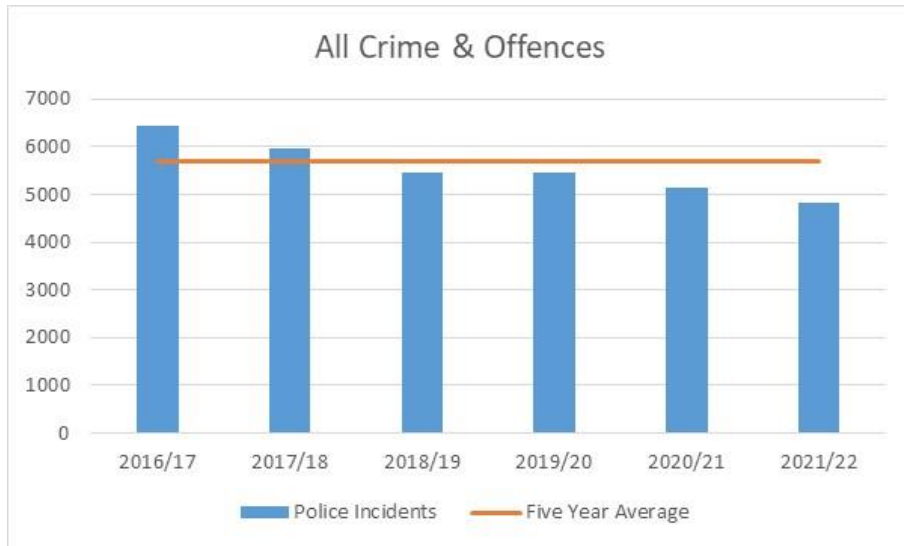
Please note that all data included in this report are management information and not official statistics.

All data are sourced from Police Scotland internal systems and are correct as of date of publication.

Unless stated otherwise numerical comparisons are against the preceding five year average.

**DEMAND ANALYSIS - \*** 5YA - PREVIOUS FIVE YEAR AVERAGE CYTD - CURRENT YEAR TO DATE

CRIME	5YA *	CYTD *	INCIDENTS	5YA	CYTD
Total Crimes & Offences	5,691.8	4,838	Total number of incidents	17,883	15,581




**CONTEXT**

The volume of recorded crime and offences has fallen by 6.2% on the previous year and by 15% on the preceding five year average, being driven by a fall in all categories of crime with the exception of Group 1 crimes (crimes of serious violence) and Group 5 crimes (other proactivity crimes). Meanwhile, recorded police incidents have fallen by 9% on the previous year, and by 12.9% on the five year average.

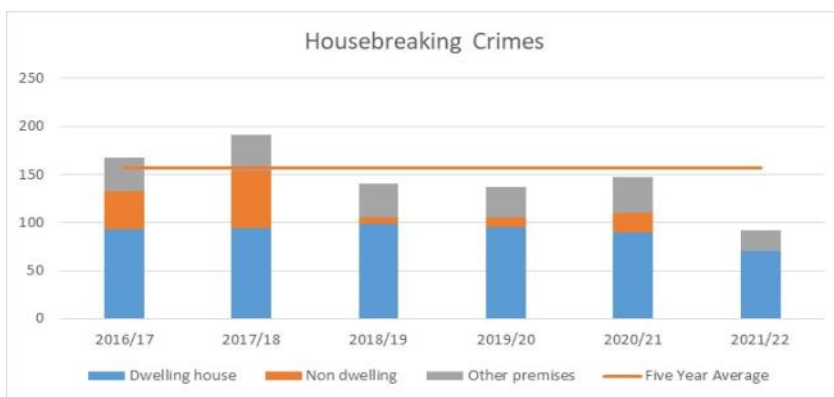
## ONLINE & CYBERCRIME - DATA OVERVIEW

### CONTEXT


 In the period April – December 2021, 74 crimes have been designated as 'cyber-crimes' by Police Scotland's Cyber-Crime Intelligence Analysts. 40 of these were classed as 'financial/economic offences, with a further 16 being cyber-enabled sexual offences, 13 being threatening or offensive communications offences, four crimes involving Computer Misuse Act 1990 offences, and one crime being classed as 'other'.


During December 2021 Police Scotland launched a Campaign to raise awareness and prevent people from becoming victims of fraud especially during the festive period. The perpetrators are often extremely sophisticated and can perform hours of research on a potential target in order to make themselves appear legitimate. The Take Five for Fraud campaign provides some practical and easy steps to follow with practical advice about how to prevent becoming a victim fraud.


## ACQUISITIVE CRIME — DATA OVERVIEW




### CONTEXT

 398 shoplifting crimes have been recorded – an increase of 18.5% compared to the five year average. The detection rate is currently 78.4%.

 Housebreaking crimes (including attempts) fell from a five year average of 156.8 to 92 crimes (-41.3%). There were fewer HBs to all categories of premises. The detection rate has increased by 2.2 percentage points on the five year average to a current rate of 20.7%.

 Motor vehicle crimes have fallen by 50% on the five year average to a total of 72 crimes. Thefts of motor vehicles continue to account for the highest proportion of motor vehicle crime (n=29) which has an increase detection rate of 1.4 Percentage points on the previous five year average.

 Five bogus caller crimes have been recorded in the current year. Bogus criminals continue to predominantly target older members of Inverclyde's communities.

## COUNTER TERRORISM & DOMESTIC EXTREMISM

### CONTEXT

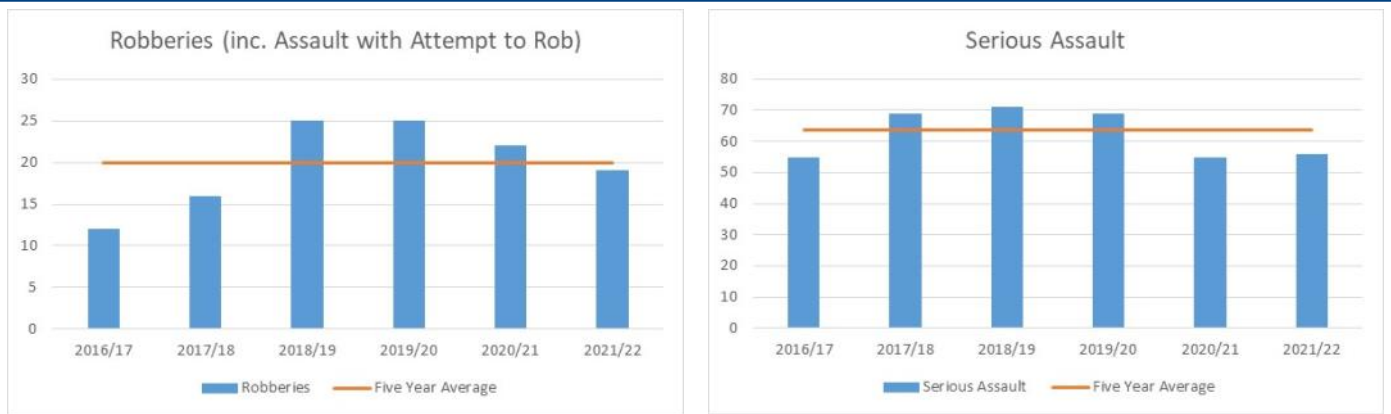
In January 2022 the Home Secretary announced an decrease in the UK's Terrorist Threat Level from 'severe' to 'Substantial'. This means it is deemed an attack is likely. At this time there is nothing to suggest that there is any specific threat to Scotland. However, the threat from Islamic, Northern Ireland and Right-wing terrorism remains a serious threat.

Inverclyde has an embedded CTLO (Counter Terrorist Liaison Officer) provides expert guidance and support regarding emerging threats from national and international terrorism & Extremism. Recent activities the CTLO has been involved with including work with Ports Authority in Inverclyde to assist with inspections and training to staff and Security officers to include vigilance about the threat from international terrorism, import & export due to Brexit and COVID-19 and the challenges brought by the increase with the Cruise ship industry.

CTLO in conjunction with National Counter Terrorism teams have been providing support, security advice and guidance to local MP / MSP after the tragic murder of Sir David Amess.

# ANTISOCIAL BEHAVIOUR, VIOLENCE & DISORDER - DATA OVERVIEW

1 April 2021 to 31 January 2022 - OBJECTIVE: Reduce the number of victims of violent crime



## CONTEXT

113 Group 1 crimes of violence have been recorded YTD – an increase of six percent on the preceding five year average (n=106.6). Two murders and two attempted murders have been recorded YTD. Meanwhile, robberies have fallen by five percent and serious assaults by 12.2% compared to the five year average. The detection rate for Group 1 crimes is 61.9% and work is underway to address this.

Common assaults are down by 8.7% on the five year average, to a total of 519. 108 crimes targeted emergency workers (most commonly police officers). The detection rate for common assaults is 65.3% and work is underway to address this.

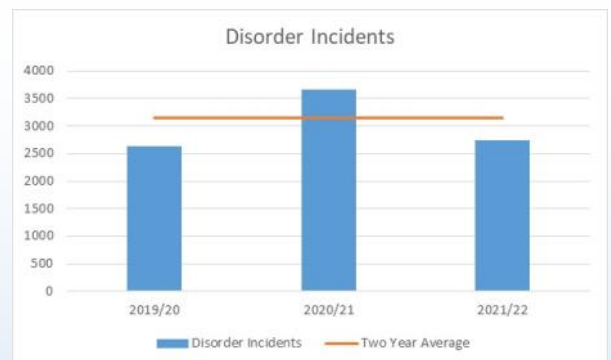
46 fire-raising crimes have been recorded an increase of 8.5% on the previous five year average (n=42.4). Meanwhile, recorded vandalism crimes fell from a five year average of 522.2 crimes to 388 crimes with an increased detection rate of 3.8% compared to the five year average.

## Disorder and Antisocial Behaviour

### CONTEXT

2,739 disorder incidents have been recorded year to date, a decrease of 13% on the previous two years' average. The spike noted in 2020/21 was primarily due members of the public reporting perceived or actual breaches of COVID-19 regulations.

Many disorder incidents reported in Inverclyde are as a result of groups of young people traveling along the rail network and specifically causing issues within the town centres in Inverclyde. The majority of young people who are gathering are out socialising with friends however a minority are intent on causing disorder. Several key partners are involved in a rolling weekly Disorder Action Plan including Police Scotland, BTP, Inverclyde Council Community Wardens and Youth Workers. When individuals are identified as being involved in disorder appropriate action is taken to engage, deter and prevent further disorder through a number of different avenues.



The festive period was one of the quietest for several years. Nevertheless, Police officers and staff remained proactive. Officers were deployed on foot patrol to provide a visible deterrent and to reassure to revellers and shoppers during the festive season. Over the period Licensed Premises Inspections were carried out to ensure that premises continued to operate safely and in-line with the COVID Restrictions. This coupled with high visibility foot and mobile patrols contributed to a reduction of incidents and helped make the festive period as safe and enjoyable as possible for our communities.

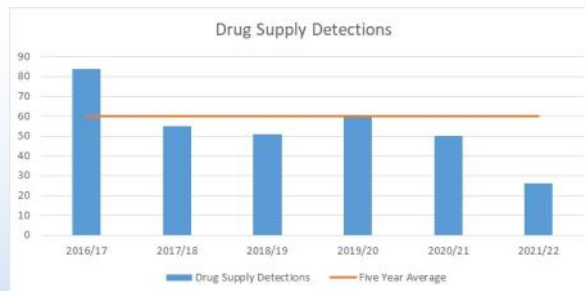


## SERIOUS ORGANISED CRIME - DATA OVERVIEW

### CONTEXT:

YTD, there have been 26 drug supply detections in Inverclyde however, an additional 11 drug supply charges have been reported in the current year, with forensic analysis results of seized drugs currently awaited, potentially bringing the current year's total to 37.

Proactivity continues to target the three Serious and Organised Crime Groups (SOCGs) currently managed by Renfrewshire & Inverclyde Division, one of which predominantly impacts on Inverclyde. The organised criminality of the Inverclyde-based group predominantly involves drug supply activities.



Enforcement activity is intelligence led to ensure the right people are being targeted in the right places. We continue to gather intelligence for further enforcement action in Inverclyde and it remains a priority for officers to carry out intelligence led patrols ensuring that individuals involved in the possession and supply of controlled drugs are pro-actively engaged, subsequently leading to obtaining and executing search warrants.

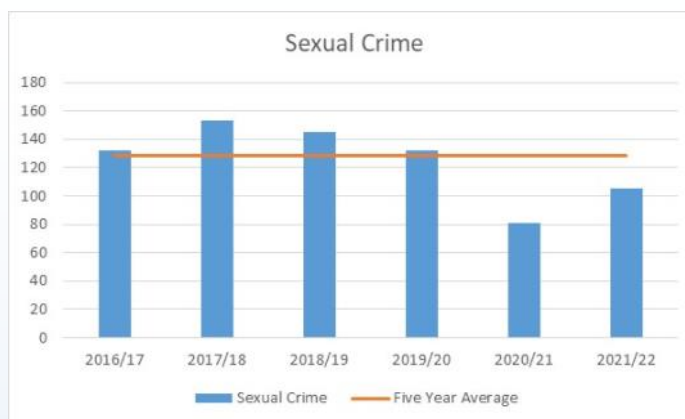
## PROTECTING PEOPLE AT RISK FROM HARM - DATA OVERVIEW

### CONTEXT

#### Sexual Crime

Reported sexual crimes decreased by 18.4% compared to the preceding five year average, to a total of 105 crimes. The detection rate for sexual crimes is 40%, down from a five year average of 48.9%. 60% of sexual crimes reported in the current year occurred in dwelling houses and other private settings.

42% of the sexual crimes recorded in the reporting period were against young people (under the age of 16 years) at the time of the offence – with the number of child victims increasing by 40% on the previous year. However, a significant proportion (47%) of these involved non-recent reporting.



Over 38% of all recorded sexual crimes in Inverclyde involved non-recent reporting, with over half of these reports involving child victims. The average passage of time between non-recent sexual crimes occurring, and the date of these being reported was slightly over 16 years.

#### Missing People


78 missing person reports have been recorded in Inverclyde, as compared to 43 in the same period in 2020/21. Over 28% of the total number missing person incidents related to the top five most frequent repeat missing people within Inverclyde. 45% of missing people were aged 19 or under, indicating a shift towards younger people being involved in missing person incidents as compared to the previous year. Missing person incidents relating to residents in children's care homes more than doubled in volume on last year's figures with 32% of all missing persons reports being attributed to a small number of repeat absconders. Over 64% of all incidents resulted in missing persons being traced within 24 hours.

#### Domestic Abuse

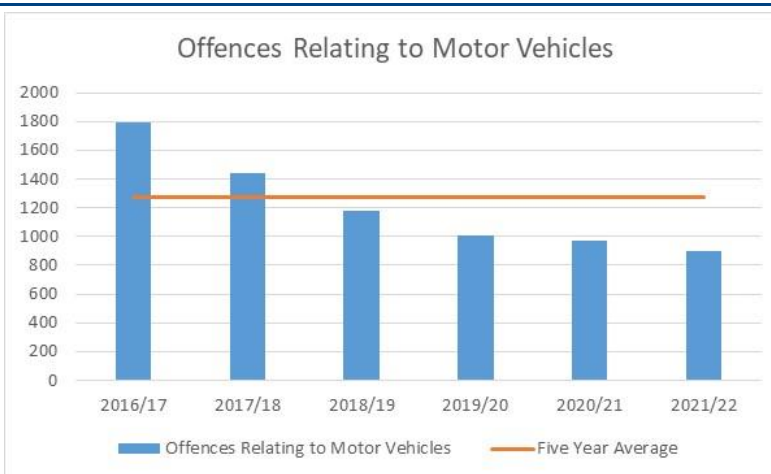
680 domestic abuse incidents have been recorded, down by 9.8% when compared to the previous five year average. 48.2% of these incidents resulted in at least one domestic crime being recorded. The detection rate for domestic crime was 69.3%, an increase 7.2 percentage points on the five year average detection rate.

## ROAD SAFETY & ROAD CRIME - DATA OVERVIEW

**PRIORITY: REDUCE THE NUMBER OF PERSONS KILLED OR INJURED ON OUR ROADS**

Road Traffic Casualties		2020/21	2021/22
	Number of persons killed on our roads	2	1
	Number of persons seriously injured	9	13
	Number of persons slightly injured	29	24
	Number of children seriously injured	0	3

Road Traffic Data from 01/04/2021 to 31/01/2022



### CONTEXT

There has been one road fatality throughout the reporting period. In the same period last year, two road fatalities occurred. Meanwhile, serious road injuries have increased from nine to 13, while slight injuries have fallen from 29 to 24. Overall, this equates to two fewer road injuries as compared to last year. Three children have been seriously injured on Inverclyde’s roads year-to-date, an increase on the same period last year.

While offences relating to motor vehicles fell by 29.9% on the five year average to a total of 895, notable increases were noted in respect of the number of disqualified, drink and drug and dangerous driving offences. 113 drink and drug driving offences (including failure to provide a sample) have been recorded—an increase of 47.1% on the previous five year average.

The detection rate for offences relating to motor vehicles overall fell by 7.7 percentage points on the five year average, to 83.5% in the current year, primarily due to the growing demand on Forensic Services resulting in delays in toxicology results being returned in relation to drink and drug driving offences. The detection rate for these drink and drug driving offences is 80.5%, down from a five year average of 93.8% (awaiting toxicology lab results).

Police Scotland's Festive Road Safety Campaign was in operation in Inverclyde involving both local and Road Policing officers focussing on speeding, drink / drug driving and ensuring motorists were driving responsibly and within the limits of the law. This included a high visibility patrols and speed checks at various locations throughout Inverclyde with some drivers being issued fixed penalty notices or given appropriate road safety advice.

Police in Inverclyde have increasingly been using the roadside screening testing kits to determine if drivers are impaired through drugs. These tests use saliva samples, and test for Cannabis (THC) and Cocaine. A positive roadside test empowers officers to arrest a suspected drug driver.



# PUBLIC CONFIDENCE: COMPLAINTS & USER SATISFACTION

## COMPLAINTS ABOUT THE POLICE

From 01/04/2021 - 31/01/2022

Quality of Service Allegations	16
On Duty Allegations	57
Off Duty Allegations	0
Total Allegations	73

### CONTEXT

A total of 73 complaints have been made in the reporting period, equating to 26.3 complaints per 10,000 police incidents. No off duty allegations were made in the reporting period, while a total of 57 on duty allegations were made (compared to a three year average of 39 allegations). A total of 16 allegations were made in relation to quality of service, below the previous three year average of 17.3.